

PUPPET PLAY: Easy to Make & Easy to Use!

Using Puppets to Connect Children and Their Imagination




**PRESENTED BY
MARY JO HUFF**

www.storytelling.com

812-455-1558



MR. WIGGLE & MR. WAGGLE



NEW PUPPET BOOK.....
off the press.

A **PASSION** for me and something I
want every Early Childhood Educator to
get their hands on and USE!

WATCH MY WEBSITE
www.storytelling.com

FACEBOOK

**Artfelt Puppets,
Pieces & Props**

WEBSITE www.artfelt.net

FACEBOOK [www.facebook.com/
ArtfeltPuppets](http://www.facebook.com/ArtfeltPuppets)


YOUTUBE [www.youtube.com/artf
eltpuppet](http://www.youtube.com/artf
eltpuppet)



frögstreet BOOTH # 917

TOOL BOX

FILL YOUR TOOL BOX WITH STUFF



MOUSE in the HOUSE

Take a brown lunch sack and cut a hole in the bottom flat part of the sack. Decorate the outside of the house with markers. Reinforce the bottom with a piece of art foam if desired.

Take a piece of brown wrapping paper or another lunch sack and fold the piece of the brown paper in half.


Place the mouse pattern on the fold and cut it out. Glue, tape or staple the curved edge of the mouse leaving the straight side open.

This mouse is a puppet and it lives in the sack. This mouse house can be folded and placed in your storytelling TOOL BOX.



Alonzo the Alphabet Attitude Puppet
 Benjamin Bubbles
 Cool Charlie the Cruncher Puppet
 Darlene the Dancer
 Eloise or Ernie Elephant
 Fredrick the Fusser
 Gabby, Gabby
 Harry the Happening Puppet
 Icky Isabel
 Jack without a Box
 Keri the Kissin' Kuzin' Puppet
 Larry Lion or Lucy Leprechaun
 Matt the Mathematician
 Nosy Nancy
 Oscar the Outlandish
 Phoebe Phonics
 Quincy Questioner
 Rhonda Rodent

Steve the Science Satisfier
 Toby Trouble
 Ulysses Unicorn
 Valerie Valentine
 Walter the Walker
 X Examiner
 Yolanda the Yacker
 Zany Zebra



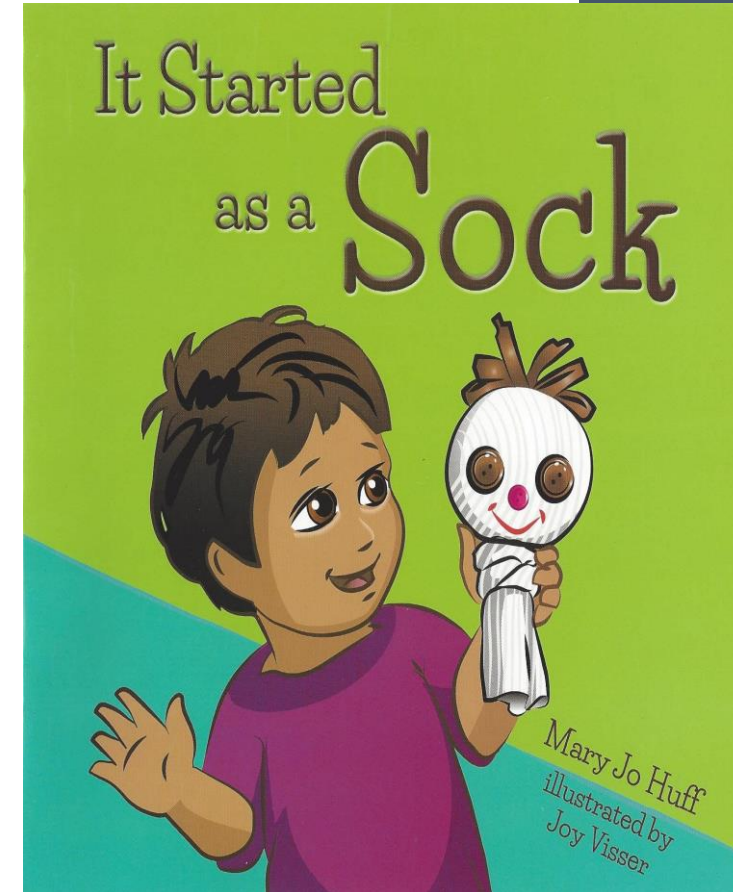


SOCK & FOOTIE PUPPETS



A SWEET LITTLE STORY ENCOURAGING SOCK PUPPETS

*"Tell me a fact, and I'll learn.
Tell me a truth, and I'll
believe. But tell me a story,
and it will live in my heart
forever." – Steve Sabol, NFL
Films*





Shoulder pad & heavy pipe cleaners



Curly hair added with a pony tail twister.

Staple curly ribbon - wiggle eyes
Art foam mouth glued with E-6000.



PUPPET HOUSES

Oatmeal Can
Coffee Can
Kleenex box



Brown lunch bag, art foam on bottom of bag with hole.



Dusting mitt...eyes, nose, mouth from found objects




Oven mitt, curly hair from package ribbons, ping ball eyes, kids sun glasses – E-6000 glue








Community Connections

Great language and literacy extensions

www.meddybemps.com



FOLD- A-TALKING SHAPE PUPPET



MATERIALS:

LARGE CONSTRUCTION PAPER for ADULT PUPPET

Large art foam – Same color as construction paper

Permanent markers for features or use same shape for eyes, nose

Glue – Small shapes glued on large shape

Scissors

DIRECTIONS:

Cut each shape using the patterns – place on art foam and cut

out - Cut the smaller shapes to make the face features

glue the face features on the larger shape

Circle
Triangle
Square
Rectangle
Oval
Diamond
Octagon
Trapezoid
Heart
Star





CHICKEN FUN IN THE BARNYARD



ENVELOPE

IDEAS

LETTERS

SHAPES

5 LITTLE PUMPKINS, FROGS, DUCKS

CHICKEN FUN

MAGAZINE PICTURES

NURSERY RHYMES

HAPPY & SAD

VEGGIES

FRUITS

PUT PICTURES ON THE FRONT AND WORDS ON
THE BACK –


GREAT FAMILY CONNECTION WHEN SENT HOME





**PUPPETS MADE
WITH:**

**PAPER
PAPER PLATES
MILK JUGS
ART FOAM
CONSTRUCTION
PAPER**



THE MAGIC OF PUPPET PLAY

- Stimulate the curriculum
- Effective teaching tool
- Offers excitement and fun
- Develops listening and sequencing skills
- Develops language
- Tunes into children's creative imagination
- Enhances storytelling and music
- Interactive STORYTELLER
- Puppets magically come alive for children!

PUPPETS CAN:

- Empower children to express themselves
- Build self-esteem
- Help problem solving skills become more creative
- Allow children to explore situations and other cultures
- Create opportunities for verbal experimentation
- Help children be more open to learning
- Help a shy child express the inner child through a puppet



TEDDY BEAR, TEDDY BEAR TURN AROUND!



PUPPETS * CONNECT with CHILDREN and DEVELOP:

- ❖ Language Skills
- ❖ Phonological Awareness
- ❖ Auditory Discrimination
- ❖ Multiple Intelligence Learning
- ❖ Vocabulary Enhancement



Retelling: Comprehension Strategy By Kim Adsit and
Kimberly Jordano

TEACHERS PAY TEACHERS





Enter the world of our future. Check out Pre-K Pages and see what you have been missing. Our world is moving so fast that I worry about what is being missed and Vanessa has a grip on those changes and how they affect children. Her insight is powerful so go to the web site:

<https://www.pre-kpages.com>

You can also catch her on Face Book with ideas, ideas, ideas.

See what you have been missing in your Early Childhood world.

A FAVORITE OF MY PUPPET LEADER OF THE DAY





CONTACT MARY JO HUFF

For a
VISIT
to your
AREA

maryjo@storytellin.com

**KEYNOTE,
STAFF DEVELOPMENT
SCHOOL VISIT
FAMILY NIGHT PRESENTATION
PUPPET WORKSHOP
SPECIALLY DESIGNED VISIT
JUST FOR YOU!**

WWW.STORYTELLIN.COM
812-455-1558

